




melia

OVERALL DIMENSIONS

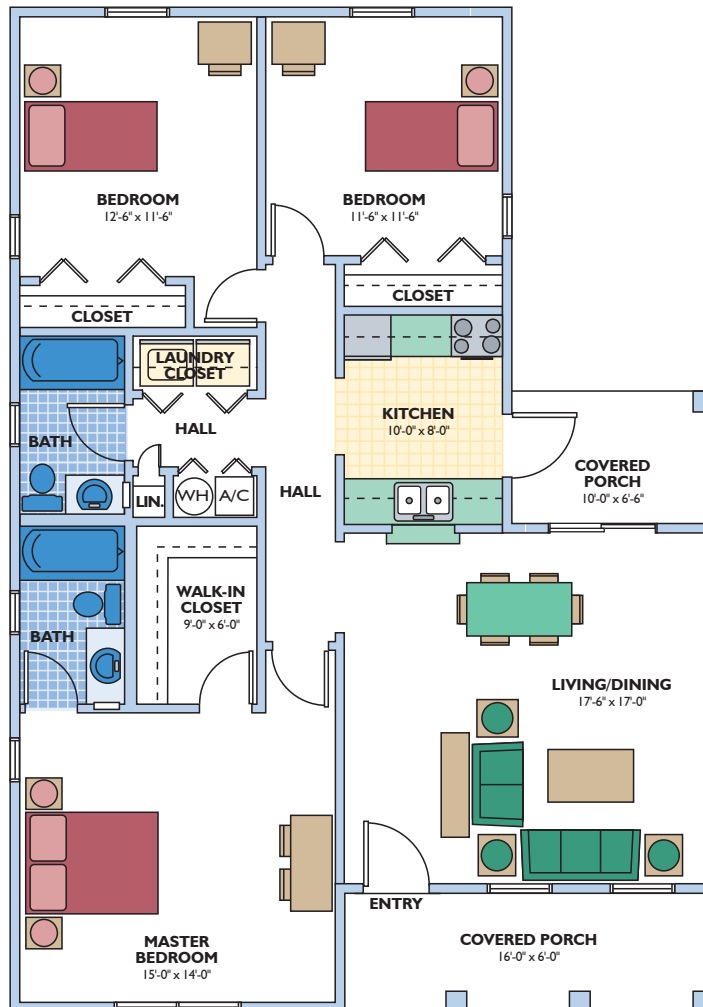
33'-8" x 48'-0"



ENERGY WISE HOMES



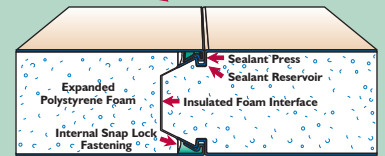
This home is perfect for a small family on a limited budget. Every inch of space is utilized to it's fullest. Each room is a comfortable size.



Structall offers a complete line of precut and preengineered home and building packages utilizing structural insulated panel technology (SIPs). All packages erect quickly, are stronger than conventional framing and extremely energy efficient. SIPs can be clad in conventional OSB or in steel incorporating the patented Snap-N-Lock panel connection.

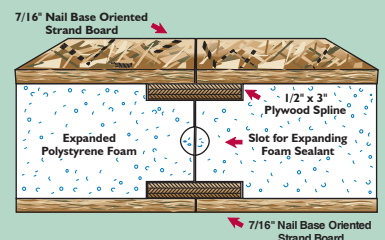
Snap-N-Lock™ Insulated Panel

Your Choice of Aluminum or Steel Skins



Patent No.'s 4,769,963 and 5,086,599

Dual Plywood Spline Joint



Living Area 1,266 sq. ft.
 Back covered porch 62 sq. ft.
 Front covered porch 112 sq. ft.
TOTAL 1,440 sq. ft.
 3 bedroom, 2 bath

Plans and specifications are subject to change without notice. All dimensions are approximate.