



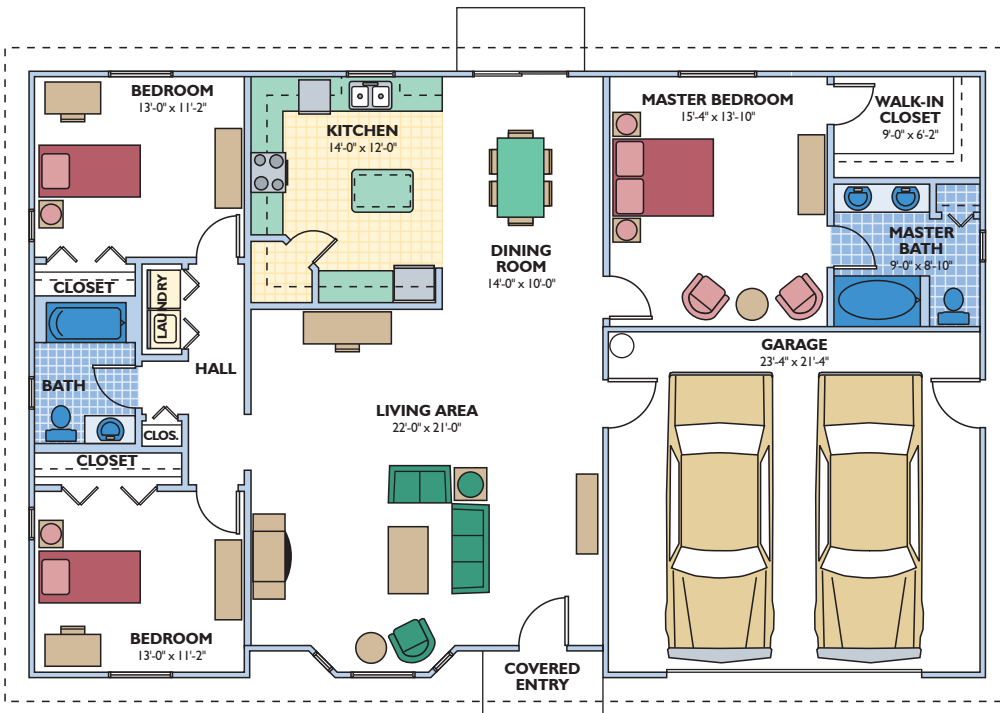

celebration



ENERGY WISE HOMES

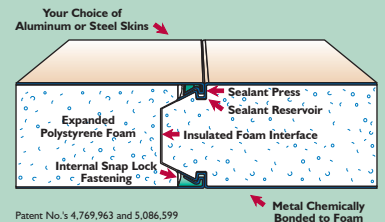
OVERALL DIMENSIONS

38'-0" x 60'-0"

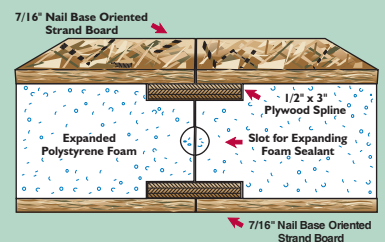


Structall offers a complete line of precut and preengineered home and building packages utilizing structural insulated panel technology (SIPs). All packages erect quickly, are stronger than conventional framing and extremely energy efficient. SIPs can be clad in conventional OSB or in steel incorporating the patented Snap-N-Lock panel connection.

Snap-N-Lock™ Insulated Panel



Dual Plywood Spline Joint



This home has a lot to celebrate. The living room provides plenty of area to relax, and the kitchen has a pantry, lots of counter space and a food preparation island. All the other rooms are of ample size.

Living Area	1,743 sq. ft.
front cov. entry	32 sq. ft.
garage	513 sq. ft.
TOTAL	2,288 sq. ft.
3 bedroom, 2 bath, 2 car garage	

Plans and specifications are subject to change without notice. All dimensions are approximate.