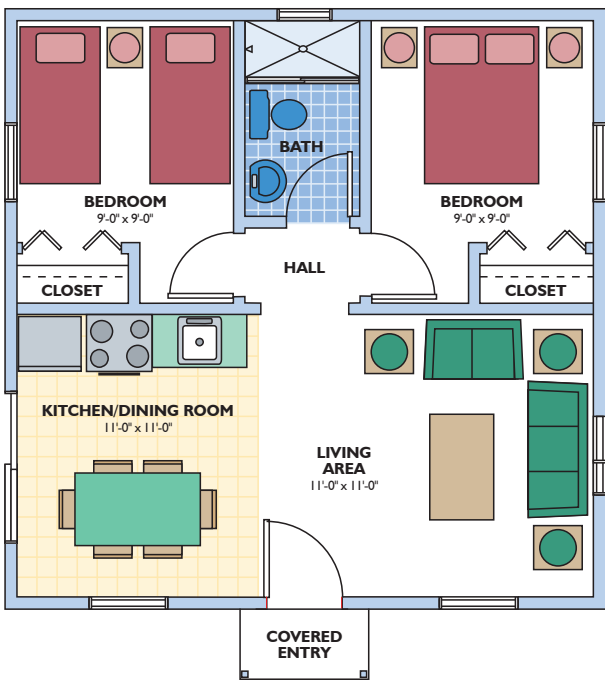



# Janibel



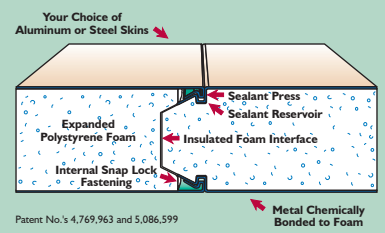
**OVERALL DIMENSIONS**  
24'-0" x 24'-0"



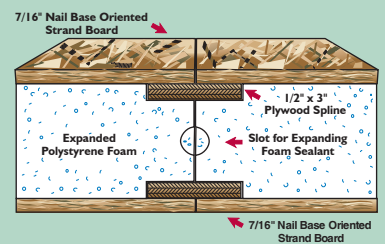
*This modest home is perfect as a vacation home or mother-in-law apartment. Available in one or two bedroom floor plans.*

Structall offers a complete line of precut and preengineered home and building packages utilizing structural insulated panel technology (SIPs). All packages erect quickly, are stronger than conventional framing and extremely energy efficient. SIPs can be clad in conventional OSB or in steel incorporating the patented Snap-N-Lock panel connection.

### Snap-N-Lock™ Insulated Panel



### Dual Plywood Spline Joint



**TOTAL LIVING AREA - 576 SQ. FT.**  
*2 bedroom, 1 bath*

*Plans and specifications are subject to change without notice. All dimensions are approximate.*